



**EUROPEAN
SOLIDARITY
CORPS**



Fundacja Integracji Społecznej



Based on the book "Play with us".
Games for kids from different parts
of the world

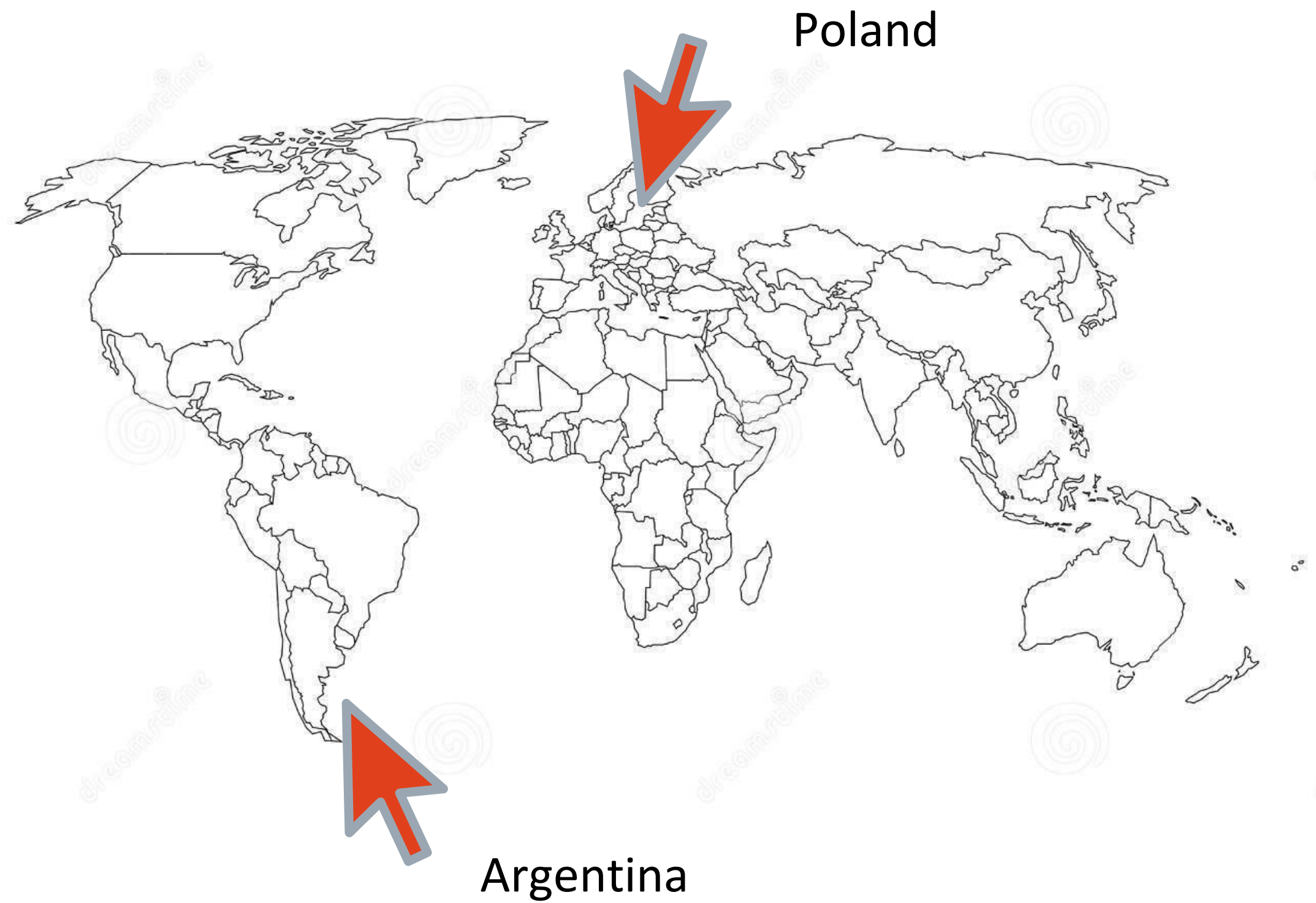


Argentina

My name is Tatiana
Bucca,
I am from Argentina. I was
born in Bahia Blanca,
a small city in the
center/south of the
country.



Activity: Please paint a flag of Poland and a flag of Argentina. Which are their differences?



Download from
Dreamstime.com

This watermarked comp image is for previewing purposes only.



ID 57815937

© Pytyczek | Dreamstime.com

Buenos Aires



Taken from free image bank www.unsplash.com

Salta



Taken from free image bank www.unsplash.com



Glaciar Perito Moreno, Calafate

Taken from free image bank www.unsplash.com



Cataratas del Iguazú

Taken from free image bank www.unsplash.com

Argentinean song for kids:
It is about an old cow who wants to
study at school!

<https://www.youtube.com/watch?v=UHlaymWrM84>

Game for kids from Argentina

"Wolf, are you there?"

Number of players: Better for more than 5.

Age: between 4 and 8.

Materials needed: None.

Place: Big place, with space to run and hide.

In this game there is a wolf and many sheep that will try to escape.

1-All the kids except one make a circle. They are the sheep.

2-One kid, the wolf, hides nearby where he/she can hear them.

3-The sheep move in a circle while they sing: "Let's play in the forest, while the wolf is not here. Wolf: Are you here?"

4-The wolf answers: No... I am getting dressed... I am putting on my trousers".

5- They repeat until the wolf is ready.

6-When the wolf is ready it runs chasing the sheep. The first one that gets caught is the next wolf!




Spain

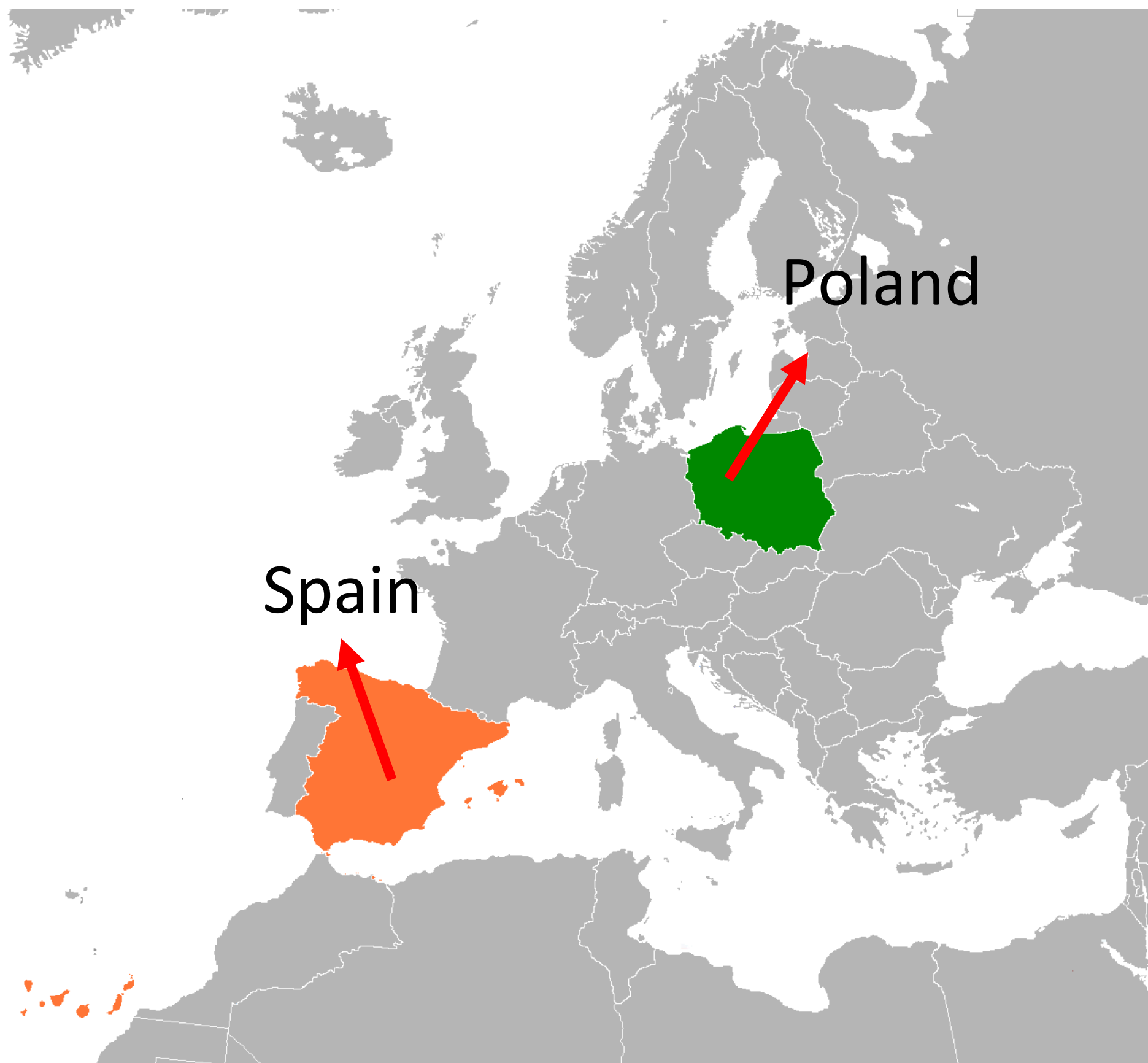
Cześć. My name is Aymara.
I am from Spain. I was born in a
big city that is inside Madrid,
Alcalá de Henares.
I am a kindergarten teacher
and I love sports.



Print and paint the Spanish flag with the fingers!

(it can paint it online also)







Madrid

<https://homocervecerus.com/2020/02/22/que-cervecerias-en-madrid-debo-visitar/>



<https://www.flickr.com/photos/universidadpolitecnica/16767218853>



Alcalá de Henares

<http://alcalaturismo.com/que-visitar-en-alcala-de-henares>



Let's sing together!

“Un elefante se balanceaba.”
(an elephant was rocking)

In this song, we can see a number of elephants swinging.

It can help children learn and identify the numbers up to 5.



<https://www.youtube.com/watch?v=MOQR1Ct2Gms>

Spanish game to do at home with kids

Number of players: more than two.

Age: From 3 years old.

Materials: None.


Place: One room.

1. Prepare the room where you are going to play. Remove sharp, dangerous or delicate objects. Think that you are going to play in the dark and you can break something.
2. Lower the blinds and draw the curtains in the room until it is completely dark.
3. One person must stay outside while the rest hides inside the room. (In the first round can be the adult.)
4. Once everyone is hidden, they must turn off the light and call the one outside to enter.

5. Sharpening the ear and using especially the hands and touch, this person must find those who have hidden, saying their name and taking them out of the room as they find them.

6. If you have had to hide, remember that sometimes the easiest hiding places are the most difficult to find. For example, stand behind the curtain.

7. If you are the one who comes looking, to guess who the person you have found in the dark you can touch his hair or make him laugh. Surely you will escape a scream that will give away soon!




Italy

Ciao! My name is Chiara.

I am from North-East Italy.

My hometown name is Monselice
and it is not far from Venice and
Verone, too.







Monselice, my hometown

<https://www.sgaialand.it/loscattodellemeraviglie-monselice/>



Venice



Giulietta's balcony, Verone

<https://www.cronacadiverona.com/casa-di-fiulietta-con-due-pretendenti/>



Rome, Italy's capital

<http://www.civiltadicantiere.it/articles/roma-capitale-la-storia-di-uno-scambio-ineguale>

Let's play with the color of our flags 😊

Activity materials:

- 4 watercolors or markers (Green, Red, Yellow, Light blue)
- 24 paper sheets
- 16 small sheets (if you have cardboard)
 - 1 pencil
- If you have, 24 plastic envelopes

Draw a big circle in each sheet and paint it (6 green, 6 red, 6 yellow and 6 light blue).

When the watercolor is dry, put each sheet in a plastic envelope.

Draw in 4 small cardboard your left hand.

Color one in green, the second one in red, one in yellow and the last one in light blue.

Do the same for your right hand, left foot and right foot.

Let's sing together!

«Il coccodrillo come fa?»

(How does the crocodile do?)

This song is about a child who wants to learn how animals speak between each other.

He faces into a problem with the crocodile...



<https://www.youtube.com/watch?v=woNyVWjndAQ&feature=youtu.be>


It is time to play! Do you know TWISTER?

Number of players: 2-4

Age: 3+

Materials: adhesive tape, cards and sheets you painted

Place: room



Please, ask to an adult to help you. Stick on your floor sheets with colorful circle to build a grid like the picture.

Mix cards with colorful hands and feet in a rank.

Choose one coach game who keeps the rank.

Other players go close the grid you built, your playground.

The coach takes one card from the rank and gives you the instruction.

(EXAMPLE: please, put your right hand on red circle.)

The coach remixes the card in the rank and chooses an other card.

You should follow all instructions and try to keep on your balance.

If you fall, don't worry and wait for next round. ;-)

Game finishes when all players on playground have falled.

Thanks for playing with us!
See you next time!



Fundacja Integracji Społecznej